

Saline Waste Water Treatment Plant Equipment Status Report



Form Revised 08 / 11 / 2021

Equipment/Process/Resource	Status	Timeline
Influent and Grit Removal	Yellow	Two to thirty-six months
Comments: Yellow - Install automatic bar screen rake to reduce influent backup and surge (Phase I) Yellow - Replace influent pumps (Phase I) Yellow - Repaired bearing on grit mechanism (July 2021); replacement of grit pump scheduled (council approved July 19, 2021)		
Primary Clarifiers	Yellow	Three to six months; ongoing
Comments: Green - Regular maintenance and cleaning; target cleaning of internal components in fall 2021 Yellow - Identify contractor for repair of arm mechanism Yellow - Sludge pump packing replaced; planned rebuild of pump (target early fall 2021)		
RBCs	Green	Ongoing
Comments: Green - Regular maintenance and cleaning; reviewing new practices for monitoring bio-health		
Secondary Clarifiers	Red	One to six months
Comments: Yellow - Contractor selected and bid awarded for sludge pump install (Bid awarded March 2021; estimated final install August 2021) Red - Secondary sludge and scum line cleaning completed winter 2021, bypass pumping ongoing to reduce sludge levels ahead of pump install. Yellow - Consider cover for secondary clarifiers (Phase I); consider replacement of sludge lines		

Status Key

Red: Not operating to design standards; significant improvements/repairs needed
Yellow: Operating but not to optimal standards; issue has been identified and/or plan in place
Green: Operating as designed

Saline Waste Water Treatment Plant Equipment Status Report



Equipment/Process/Resource	Status	Timeline
Digestors	Yellow	One to twenty-four months
Comments: Yellow - Electrical repairs completed on flare (March 2021), repairs pending on dehumidifier/chiller Yellow - Required cleaning to be performed ; quote approved August 2021 Green - Over flow line and valves replaced as part of sludge pump program (June/July 2021) Yellow - Replace existing cover (Phase I)		
Sludge Holding	Green	Ongoing
Comments: Green - Regular maintenance and cleaning; sludge hauling performed late July 2021, next scheduled Oct. Green - Implemented new procedures to keep tanks sealed on a more frequent basis.		
Bioscrubbers and Odor Control	Yellow	Two to four months
Comments: Yellow - Weatherization project for bioscrubber; replaced non-potable water pumps (June 2021) Green - Re-acclimated organisms and maintaining appropriate pH. (Completed April 2021) Green - Boiler/heat exchange repaired and air handler functioning. (Completed March 2021)		
Tertiary Filters and UV	Yellow	Ongoing
Comments: Yellow - Enhanced cleaning and maintenance of nova filters required until solids can be reduced through improvements to processes earlier in the system Green - All mechanical elements functioning as designed		

Status Key

Red: Not operating to design standards; **Yellow:** Operating but not to optimal standards; **Green:** Operating as designed
significant improvements/repairs needed issue has been identified and/or plan in place

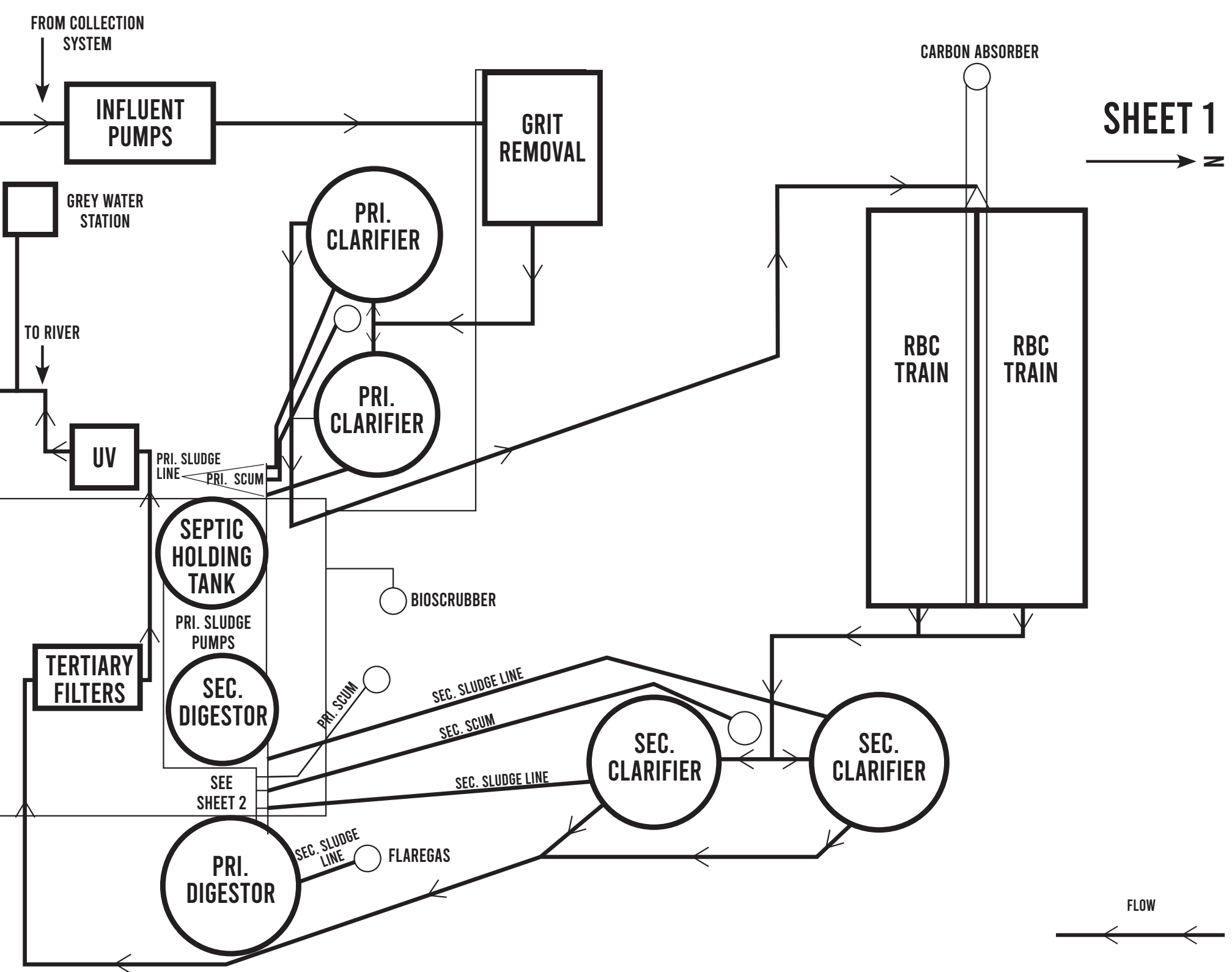
Saline Waste Water Treatment Plant Equipment Status Report



Equipment/Process/Resource	Status	Timeline
Human Behavior	Yellow	Three to six month
Comments: Yellow - Launch a public awareness campaign to improve education on how to reduce strain on existing systems Green - Created citizen odor complaint survey to track time, location, conditions of peak odor		
Effluent	Yellow	Ongoing
Comments: Yellow - Currently monitoring NPDES limits for ammonia Yellow - Installed additional chemical feed point for phosphorus removal		
Additional Comments: The City WWTP does not receive outside septic.		

Status Key

Red: Not operating to design standards; Yellow: Operating but not to optimal standards; Green: Operating as designed
significant improvements/repairs needed issue has been identified and/or plan in place



SHEET 2

**BIRDS EYE VIEW*



WALL

SEC.
SLUDGE

PRI.
SCUM

SEC.
SCUM

SEC.
SLUDGE

TO
FLOOR
DRAIN

FROZEN
VALVE

TO OVERFLOW LINE

SEE
SHEET 3

UP

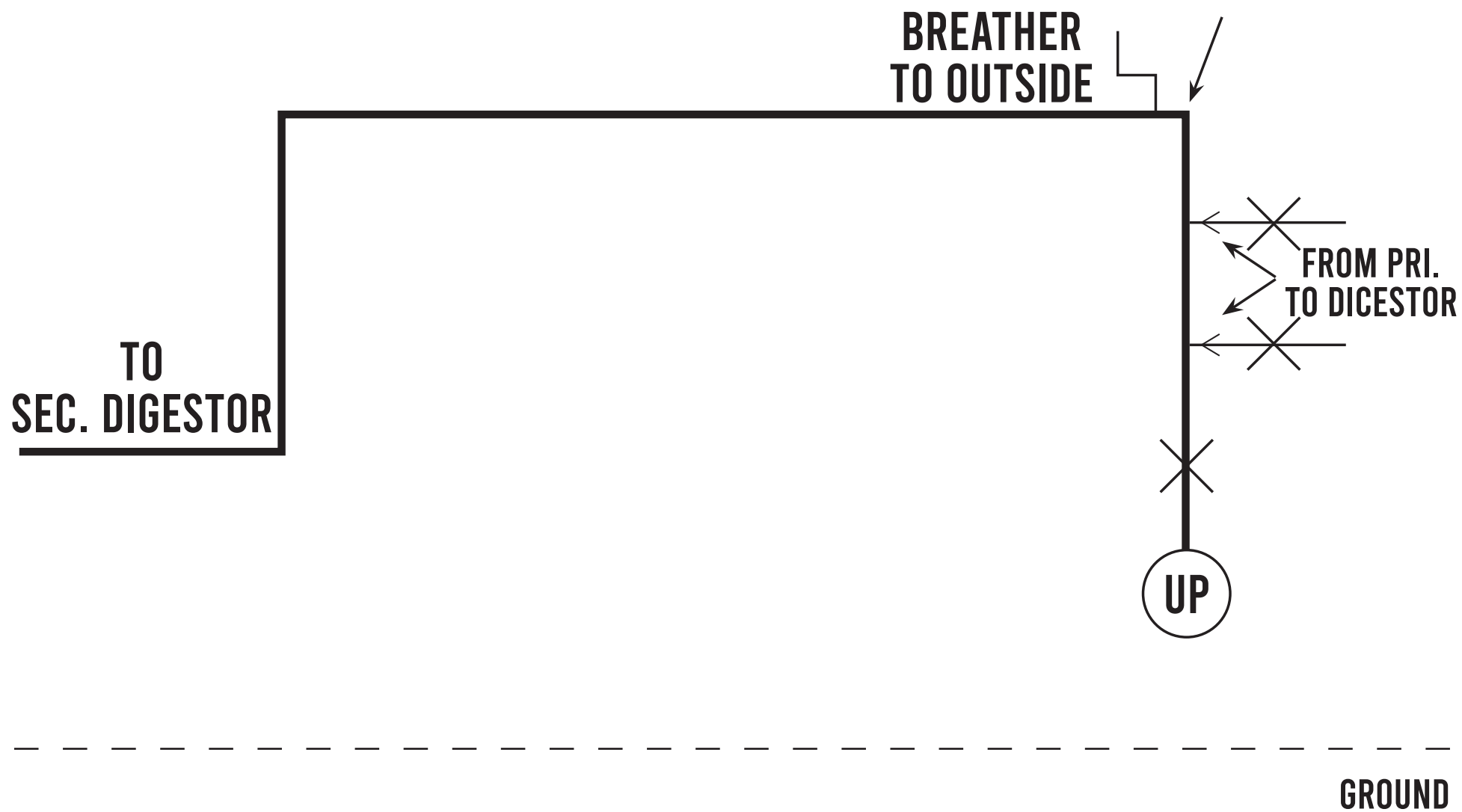
FLOW CAN GO EITHER
WAY ON THEIS LINE
DEPENDING ON VALVES

SECONDARY
DIGESTOR

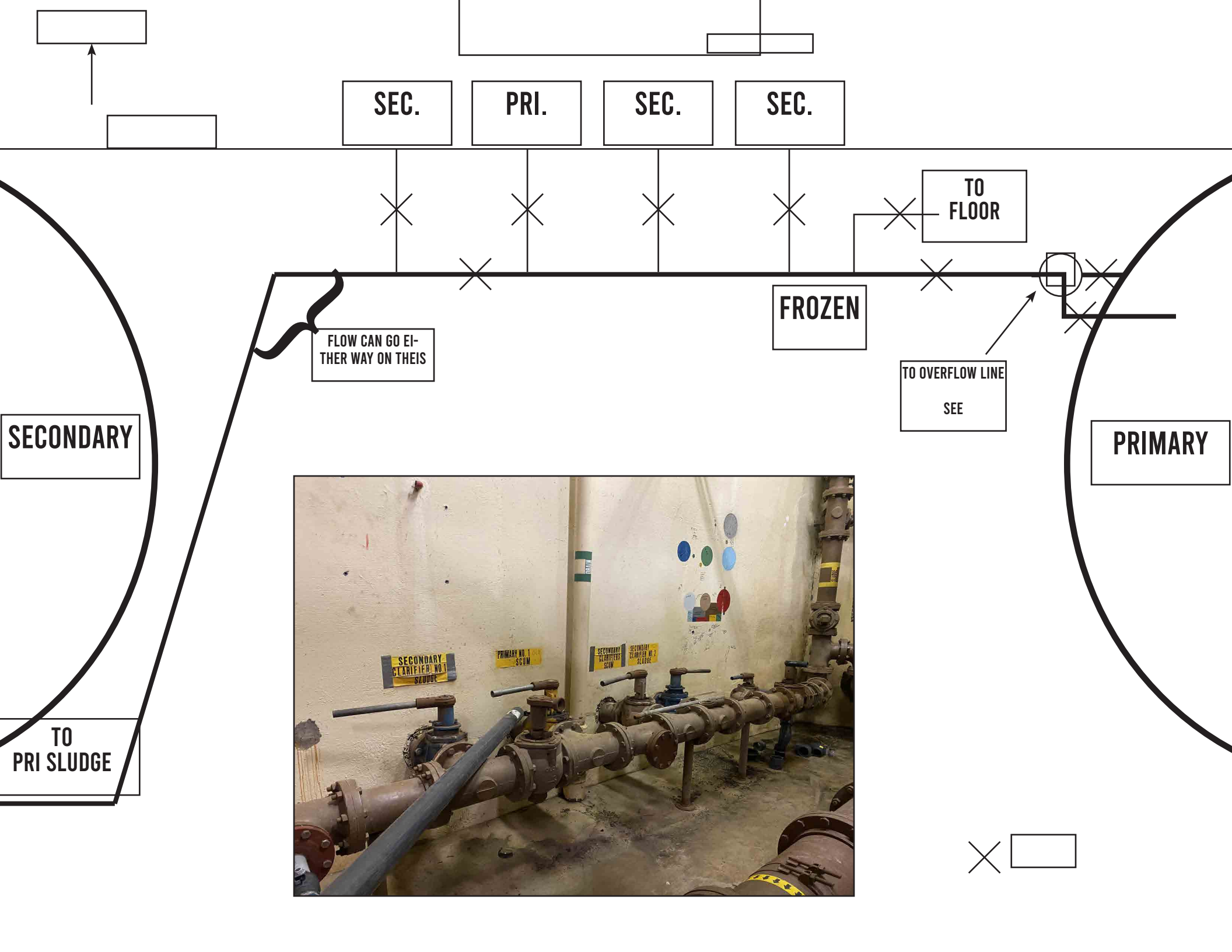
TO
PRI SLUDGE
PUMPS

PRIMARY
DIGESTOR

✕ VALVE



SHEET 3





**BREATHER
TO OUTSIDE**

**TO
SEC. DIGESTOR**

